


PEAKSTONE

www.peakstone.com



Technology and Software Industry Insight





April 2017

Technology and Software M&A Update

Technology and software categories continue to outperform the S&P 500 index

For 2016, strategic buyers accounted for 91% of technology and software M&A transactions. During 2015, strategic buyers accounted for 95% of the transactions.

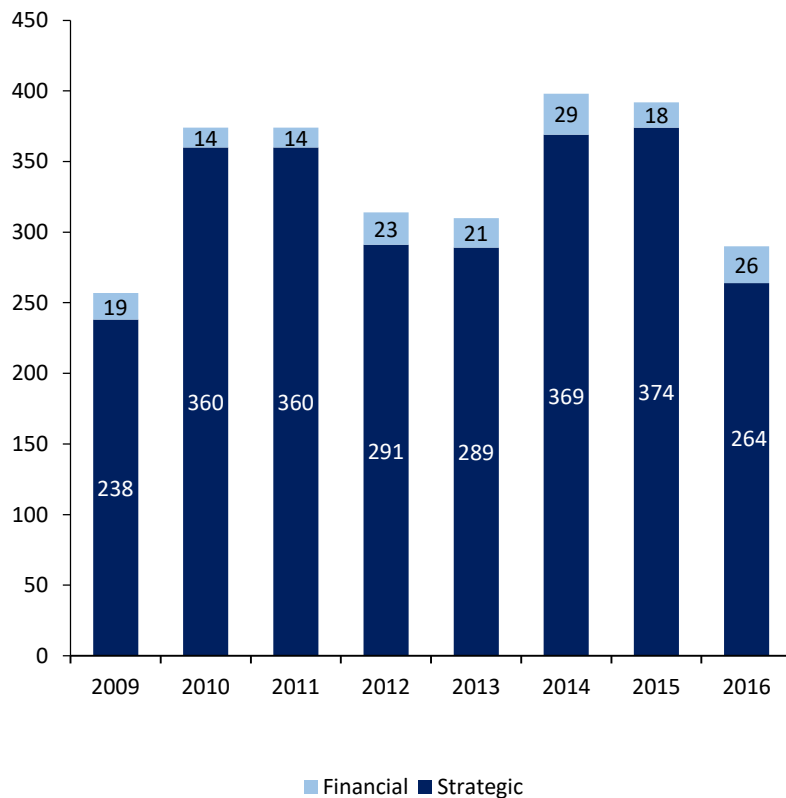
Select recent notable publicly announced M&A transactions:

- | | | | |
|---|-------------------|----------------------------|--------------------------------|
|  | agreed to acquire | APPDYNAMICS | for approximately \$4 billion |
|  | agreed to acquire | Mentor Graphics | for approximately \$5 billion |
|  | agreed to acquire | Hewlett Packard Enterprise | for approximately \$9 billion |
| Inception Parent, Inc. | acquired | rackspace | for approximately \$5 billion |
| ORACLE® | acquired | NETSUITE | for approximately \$7 billion |
| verizon✓ | acquired | YAHOO! | for approximately \$5 billion |
|  | acquired | LinkedIn | for approximately \$29 billion |

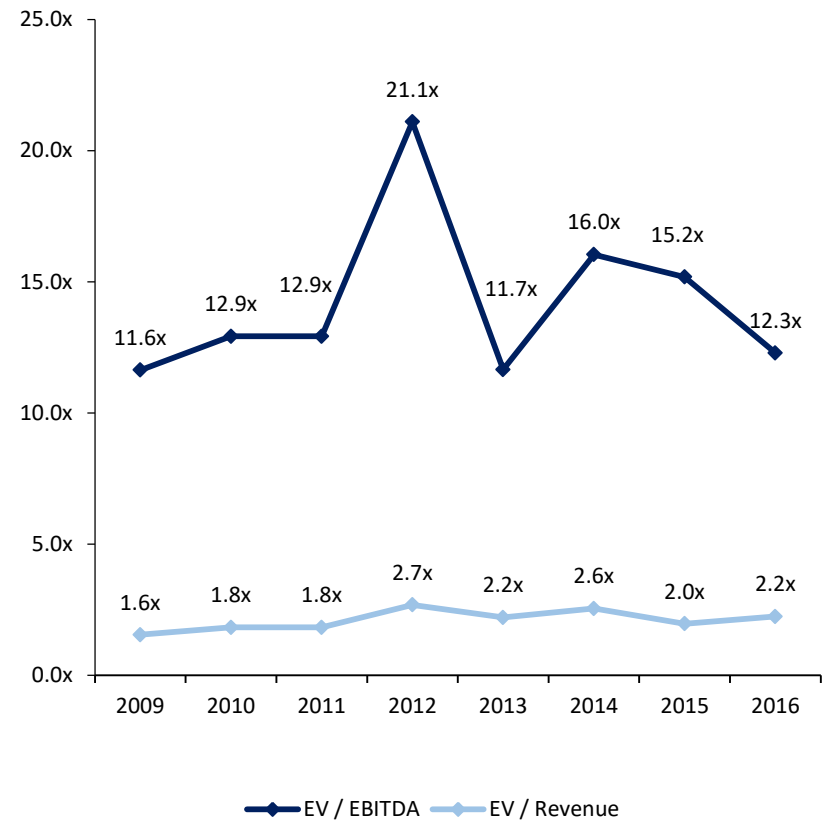
U.S. Technology and Software Industry – M&A Market Overview

U.S. Technology and Software transaction activity has been strong

U.S. Number of Transactions by Buyer Type



U.S. Transaction Multiples

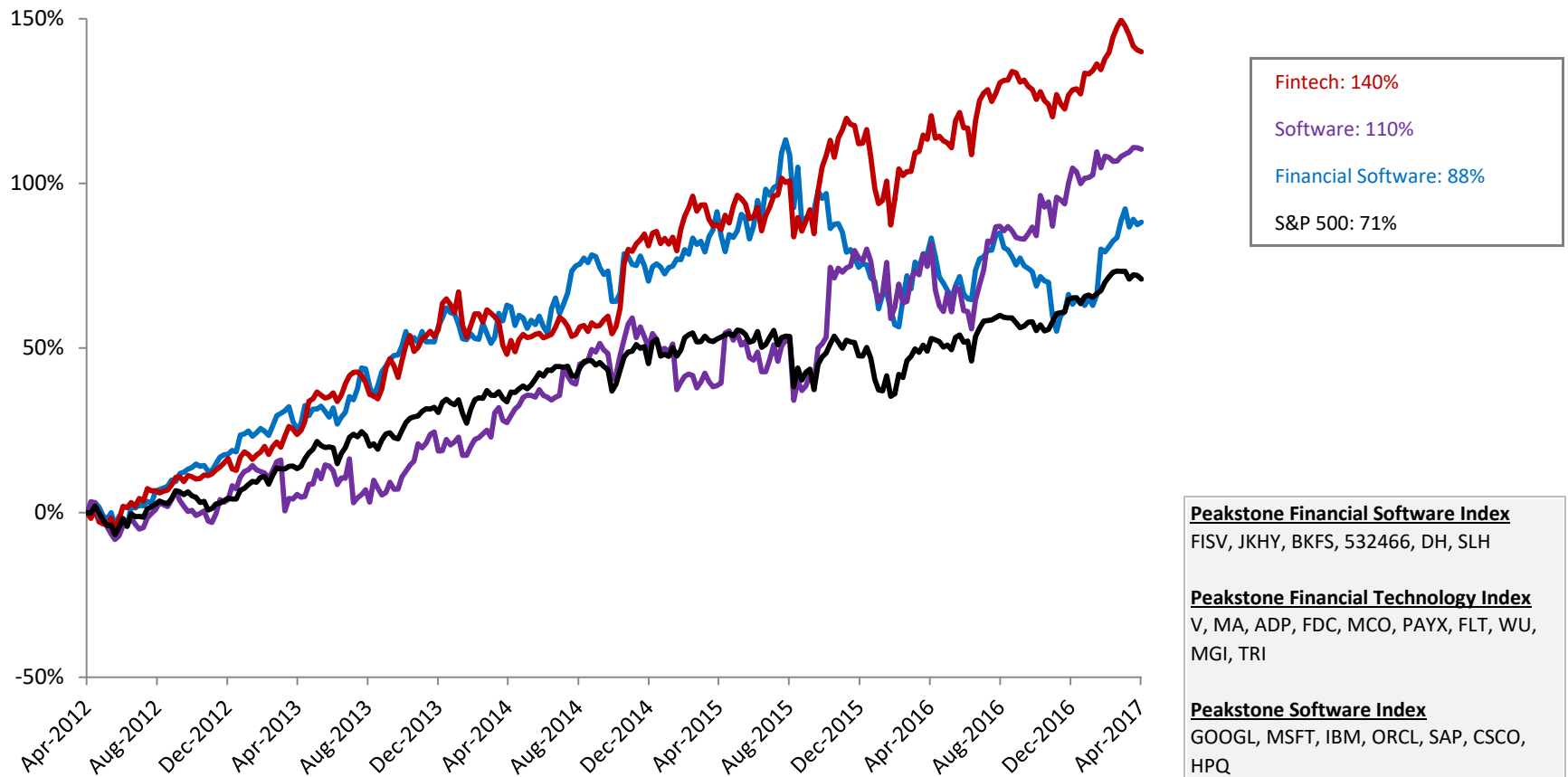


Source: Capital IQ.

Peakstone Technology and Software Index – Trading Statistics

Technology and Software categories performed favorably compared to the S&P 500

Relative Stock Performance – Group 1

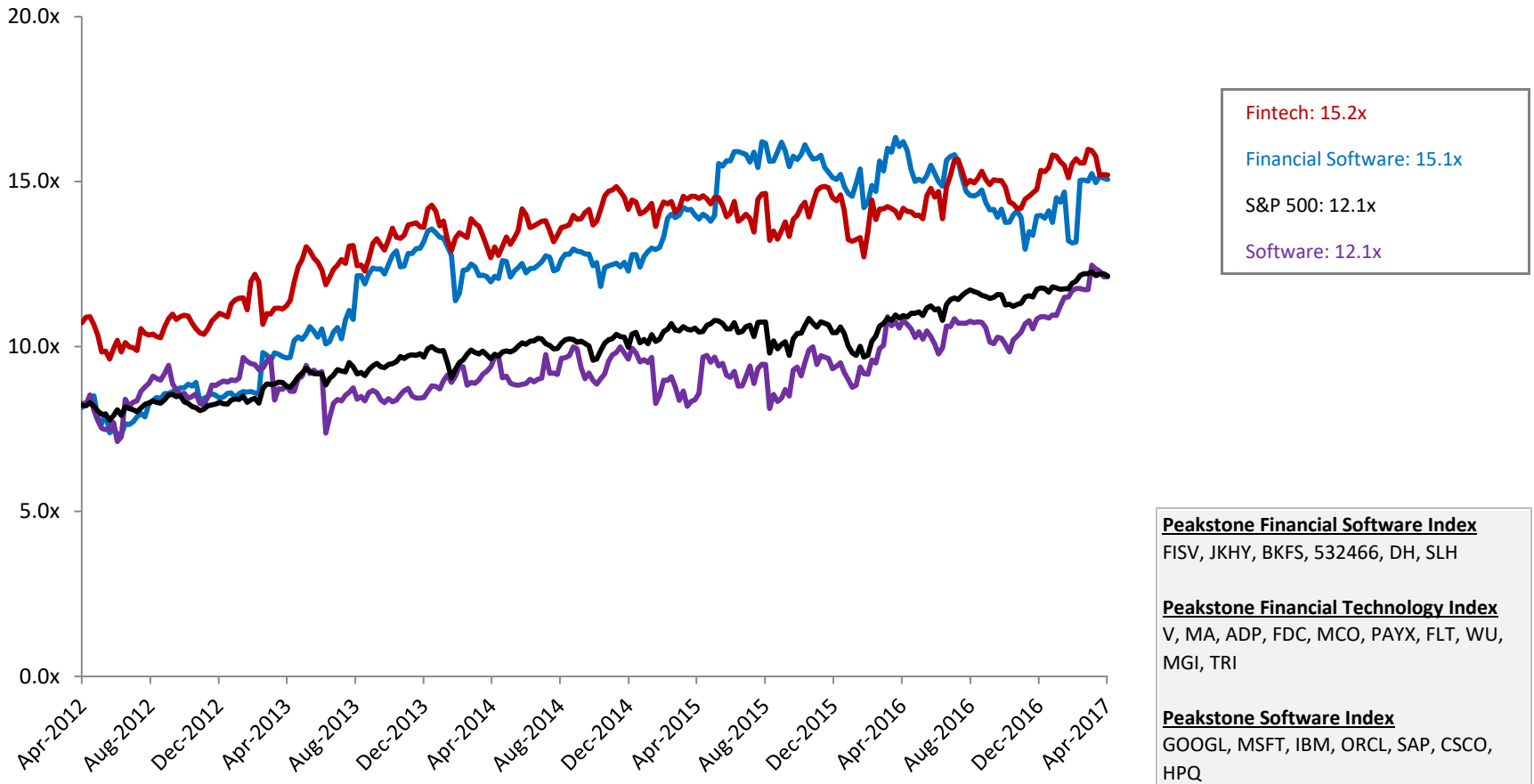


Source: Capital IQ, data as of 4/17/2017.

Peakstone Technology and Software Index – Trading Statistics

Technology and Software categories performed favorably compared to the S&P 500

Comparable Valuation Trends – Enterprise Value / EBITDA – Group 1

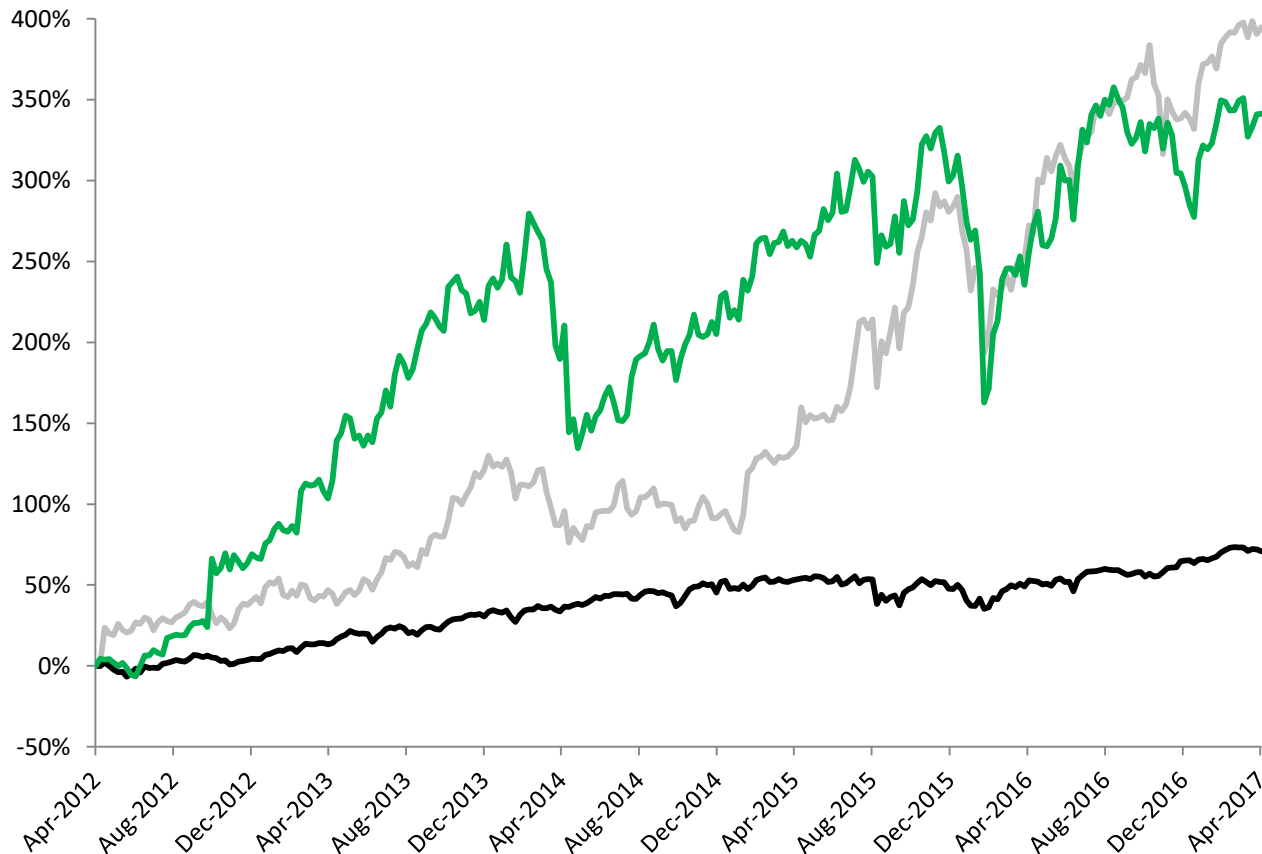


Source: Capital IQ, data as of 4/17/2017.

Peakstone Technology and Software Index – Trading Statistics

Internet and SaaS categories significantly outperformed the S&P 500 index

Relative Stock Performance – Group 2



Internet: 395%
SaaS: 341%
S&P 500: 71%

Peakstone Internet Index
GOOGL, AMZN, FB, YHOO

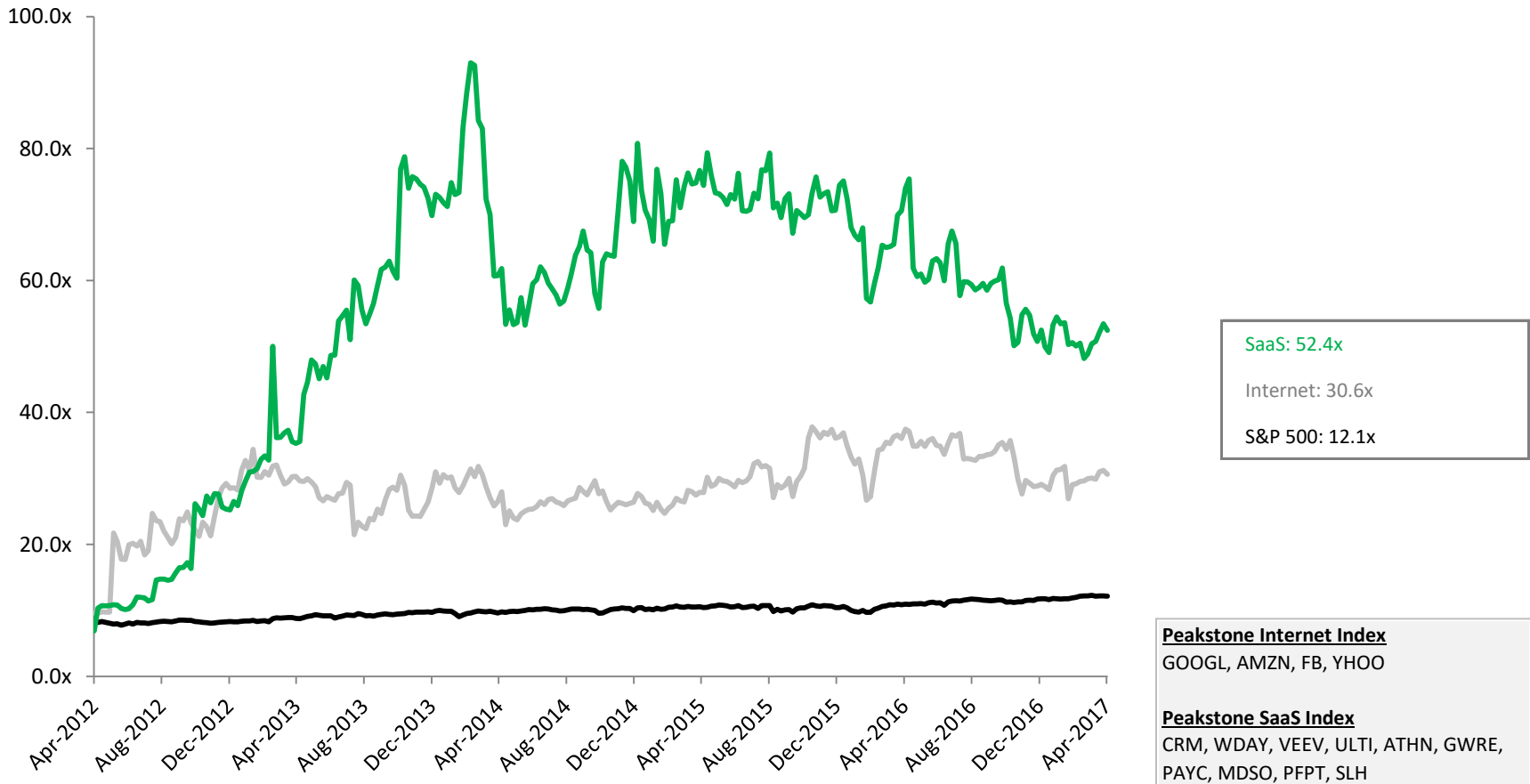
Peakstone SaaS Index
CRM, WDAY, VEEV, ULTI, ATHN, GWRE,
PAYC, MDSO, PFPT, SLH

Source: Capital IQ, data as of 4/17/2017.

Peakstone Technology and Software Index – Trading Statistics

Internet and SaaS categories significantly outperformed the S&P 500 index

Comparable Valuation Trends – Enterprise Value / EBITDA – Group 2



Source: Capital IQ, data as of 4/17/2017.

Public Trading Comparables by Sector

Select Technology and Software Public Trading Comparables

(\$ in millions)

Company Name	Market Cap	Enterprise Value	Enterprise Value /			Forward P/E Ratio	Gross Margin %	EBITDA Margin %
			Revenue	EBITDA	EBIT			
Financial Software								
Fiserv, Inc.	\$24,544	\$28,806	5.2x	15.4x	18.0x	22.5x	46%	31%
Jack Henry & Associates Inc.	\$7,222	\$7,208	5.2x	14.6x	20.2x	28.9x	43%	35%
Black Knight Financial Services, Inc.	\$2,680	\$5,187	5.1x	15.1x	21.6x	28.6x	44%	34%
Oracle Financial Services Software Ltd.	\$4,950	\$4,407	6.5x	15.6x	16.1x	21.8x	53%	42%
DH Corporation	\$2,038	\$3,460	2.7x	14.5x	28.4x	11.8x	97%	19%
Solera Holdings Inc.	\$873	\$1,905	0.8x	8.7x	13.9x	0.0x	17%	9%
Financial Software Median	\$2,680	\$4,407	5.1x	14.6x	20.2x	21.8x	44%	34%
Financial Technology								
Visa, Inc.	\$206,242	\$218,889	13.7x	19.9x	20.4x	26.1x	97%	69%
Master Card, Inc.	\$119,886	\$116,759	10.8x	18.7x	19.9x	26.1x	100%	58%
Automatic Data Processing, Inc.	\$45,456	\$44,712	3.7x	16.4x	18.4x	26.7x	44%	23%
First Data Corp.	\$13,591	\$34,679	4.4x	11.9x	18.1x	9.7x	59%	34%
Moody's Corp.	\$21,476	\$22,812	6.3x	13.8x	14.9x	21.5x	72%	46%
Paychex, Inc.	\$20,797	\$20,448	6.6x	15.3x	16.8x	24.8x	71%	43%
FleetCor Technologies, Inc.	\$13,082	\$16,465	9.0x	18.3x	22.9x	17.3x	75%	51%
Western Union Co.	\$9,215	\$11,117	2.1x	8.1x	10.1x	11.5x	40%	25%
MoneyGram International, Inc	\$892	\$1,650	1.0x	7.4x	18.7x	16.3x	51%	14%
Thomson Reuters Corp.	\$324	\$342	1.6x	15.1x	18.2x	18.0x	31%	10%
Financial Technology Median	\$45,456	\$44,712	6.3x	16.4x	18.4x	26.1x	72%	46%
Internet								
Alphabet Inc.	\$575,151	\$492,753	5.5x	16.5x	20.8x	20.4x	61%	33%
Amazon.com, Inc.	\$422,827	\$417,259	3.1x	36.1x	102.0x	119.9x	35%	9%
Facebook, Inc.	\$402,834	\$373,385	13.5x	25.2x	29.9x	25.6x	86%	54%
Yahoo! Inc.	\$44,920	\$39,434	7.6x	66.8x	235.4x	68.9x	47%	4%
Internet Median	\$498,989	\$455,006	4.3x	26.3x	61.4x	70.2x	48%	21%

Source: Capital IQ, data as of 4/17/2017.

Public Trading Comparables by Sector (continued)

Select Technology and Software Public Trading Comparables

Company Name	Market Cap	Enterprise Value	Enterprise Value /			Forward P/E Ratio	Gross Margin %	EBITDA Margin %
			Revenue	EBITDA	EBIT			
<i>(\$ in millions)</i>								
Software								
Alphabet Inc.	\$575,151	\$492,753	5.5x	16.5x	20.8x	20.4x	61%	33%
Microsoft Corporation	\$501,903	\$468,504	5.5x	16.9x	22.4x	21.3x	61%	32%
IBM Corporation	\$159,903	\$193,698	2.4x	10.4x	13.7x	12.3x	48%	23%
Oracle Corporation	\$181,046	\$176,069	4.7x	12.1x	13.3x	15.9x	58%	39%
Cisco Systems, Inc.	\$162,355	\$125,437	2.6x	8.6x	9.9x	13.5x	64%	30%
SAP SE	\$115,702	\$119,958	5.1x	18.7x	21.9x	21.5x	70%	27%
Hewlett-Packard Company	\$30,820	\$31,285	0.6x	7.3x	8.0x	11.2x	18%	9%
Software Median	\$162,355	\$176,069	4.7x	12.1x	13.7x	15.9x	61%	30%
SaaS								
salesforce.com, inc.	\$58,814	\$59,315	7.1x	117.5x	NM	64.4x	73%	6%
Workday, Inc.	\$16,971	\$15,508	9.9x	NM	NM	168.6x	69%	-17%
Veeva Systems Inc.	\$7,028	\$6,509	12.0x	53.4x	60.3x	63.9x	68%	22%
The Ultimate Software Group, Inc.	\$6,221	\$6,141	7.9x	90.9x	147.3x	50.7x	62%	9%
athenahealth, Inc.	\$4,354	\$4,497	4.2x	42.0x	118.7x	44.7x	51%	10%
Guidewire Software, Inc.	\$4,320	\$3,737	8.3x	193.8x	NM	85.4x	63%	4%
Paycom Software, Inc.	\$3,434	\$3,404	10.3x	50.1x	58.7x	56.8x	85%	21%
Medidata Solutions, Inc.	\$3,481	\$3,370	7.3x	51.4x	67.1x	48.4x	76%	14%
Proofpoint, Inc.	\$3,224	\$3,194	8.5x	NM	NM	144.7x	71%	-11%
Solera Holdings Inc.	\$873	\$1,905	0.8x	8.7x	13.9x	NM	17%	9%
SaaS Median	\$4,337	\$4,117	8.1x	52.4x	63.7x	63.9x	69%	9%
Technology and Software Total Median	\$24,896	\$24,559	4.9x	15.5x	19.3x	23.9x	55%	26%

Source: Capital IQ, data as of 4/17/2017.

Selected Technology and Software Industry Transactions

Selected Technology and Software Transactions

Date	Target / Issuer	Transaction Size (\$mm)	Buyers / Investors	EV / EBITDA	Transaction Comments
04/03/2017	Telvent DTN, LLC	\$900	TBG AG	-	TBG AG signed an agreement to acquire Telvent DTN, LLC from Schneider Electric S.E. (ENXTPA:SU) for an enterprise value of approximately \$900 million on April 3, 2017. As on December 31, 2016, Telvent DTN recorded revenues of \$213 million.
03/14/2017	MoneyGram International, Inc. (NasdaqGS:MGI)	\$1,929	Euronet Worldwide, Inc. (NasdaqGS:EEFT)	8.0x	Euronet Worldwide, Inc. (NasdaqGS:EEFT) made a proposal to acquire MoneyGram International, Inc. (NasdaqGS:MGI) from Thomas H. Lee Partners, L.P. and other shareholders for \$1 billion on March 14, 2017.
01/26/2017	MoneyGram International, Inc. (NasdaqGS:MGI)	\$2,115	Alipay (UK) Limited	8.8x	Alipay UK Ltd. ('Alipay') entered into a definitive agreement to acquire MoneyGram International, Inc. (NasdaqGS:MGI) ('MoneyGram') from Thomas H. Lee Partners, L.P., Carlson Capital, L.P.
01/24/2017	AppDynamics, Inc.	\$4,033	Cisco Systems, Inc. (NasdaqGS:CSCO)	-	Cisco Systems, Inc. (NasdaqGS:CSCO) agreed to acquire AppDynamics, Inc. for \$3.7 billion on January 24, 2017. Under the terms of the agreement, Cisco paid approximately \$3.7 billion in cash and assumed equity awards.
12/14/2016	NeuStar, Inc. (NYSE:NSR)	\$2,942	GIC Special Investments Pte. Ltd.; Golden Gate Private Equity, Inc	6.9x	Golden Gate Private Equity, Inc and GIC Special Investments Pte. Ltd. entered into a definitive agreement to acquire NeuStar, Inc. (NYSE : NSR) for \$2 billion on December 14, 2016.
12/07/2016	Fidelity National Information Services Inc	\$850	Vista Equity Partners LLC; PowerSchool Group LLC	-	Vista Equity Partners Fund VI, L.P. of Vista Equity Partners and PowerSchool Group LLC signed a definitive agreement to acquire SunGard Public Sector and Education businesses from Fidelity National Information Services, Inc.
12/06/2016	IntraLinks Holdings, Inc.	\$903	Synchronoss Technologies, Inc. (NasdaqGS:SNCR)	42.8x	Synchronoss Technologies, Inc. (NasdaqGS:SNCR) entered into a definitive agreement to acquire IntraLinks Holdings, Inc. (NYSE:IL) from Ulysses Management LLC, Goldman Sachs Asset Management, L.P.

Source: Capital IQ.

Selected Technology and Software Industry Transactions (cont.)

Selected Technology and Software Transactions

Date	Target / Issuer	Transaction Size (\$mm)	Buyers / Investors	EV / EBITDA	Transaction Comments
12/06/2016	Deltek, Inc.	\$2,800	Roper Technologies, Inc. (NYSE:ROP)	-	Roper Technologies, Inc. (NYSE:ROP) entered into a definitive agreement to acquire Deltek, Inc. from Prospect Capital Corporation (NasdaqGS:PSEC), managed by Prospect Capital Management L.P., Thoma Bravo, LLC, and others for \$2.8 billion on December 6, 2016.
12/06/2016	Verizon Communications Inc., Portfolio of 24 Data Center Sites	\$3,600	Equinix, Inc. (NasdaqGS:EQIX)	-	Equinix, Inc. (NasdaqGS:EQIX) signed a definitive agreement to acquire portfolio of 24 data center sites from Verizon Communications Inc. (NYSE:VZ) for \$3.6 billion in cash on December 6, 2016. The consideration is subject to certain adjustments.
11/16/2016	Infor, Inc.	\$2,000	Koch Equity Development, LLC	-	Koch Equity Development, LLC agreed to acquire a stake in Infor, Inc. for \$2 billion on November 16, 2016.
11/14/2016	Mentor Graphics Corporation	\$4,819	Siemens Industry, Inc.	24.8x	Siemens Industry, Inc. entered into an agreement to acquire Mentor Graphics Corp. (NasdaqGS:MENT) from Elliott Associates, L.P. and Elliott International, L.P., funds managed by Elliott Management Corporation and others for \$4.2 billion on November 12, 2016.
11/14/2016	ServiceMax, Inc.	\$915	GE Digital LLC	-	GE Digital LLC agreed to acquire ServiceMax, Inc. for approximately \$920 million on November 14, 2016. The transaction is subject to the regulatory approvals and customary closing conditions.
11/07/2016	EarthLink Holdings Corp.	\$1,116	Windstream Holdings, Inc. (NasdaqGS:WIN)	5.1x	Windstream Holdings, Inc. (NasdaqGS:WIN) entered into an agreement and plan of merger to acquire EarthLink Holdings Corp. (NasdaqGS:ELNK) for approximately \$670 million on November 5, 2016.
11/04/2016	CenturyLink, Inc., Data Centers And Colocation Business	\$2,300	BC Partners; Longview Asset Management, LLC; Medina Capital Advisors, LLC	-	BC Partners, Medina Capital Advisors, LLC and Longview Asset Management, LLC entered into a definitive agreement to acquire data centers and colocation business from CenturyLink, Inc. (NYSE:CTL) for \$2.3 billion on November 3, 2016.

Source: Capital IQ.

Selected Technology and Software Industry Transactions (cont.)

Selected Technology and Software Transactions

Date	Target / Issuer	Transaction Size (\$mm)	Buyers / Investors	EV / EBITDA	Transaction Comments
10/24/2016	Masergy Communications, Inc.	\$900	Berkshire Partners LLC	-	Berkshire Partners LLC entered into a definitive agreement to acquire a majority stake in Masergy Communications, Inc. from ABRY Partners, LLC on October 24, 2016.
10/03/2016	Krux Digital Inc.	\$768	Salesforce.com, inc. (NYSE:CRM)	-	salesforce.com, inc. (NYSE:CRM) entered into an agreement to acquire Krux Digital Inc. for approximately \$770 million on October 3, 2016.
09/26/2016	AppLovin Corporation	\$1,420	Orient Hontai Capital	-	Orient Hontai Capital entered into a definitive agreement to acquire a majority stake in AppLovin Corporation for \$1.4 billion on September 26, 2016.
09/19/2016	Infoblox Inc.	\$1,512	Vista Equity Partners LLC	-	Vista Equity Partners Fund VI, L.P. of Vista Equity Partners entered into a definitive agreement to acquire Infoblox Inc. (NYSE:BLOX) for \$1.5 billion on September 16, 2016.
09/12/2016	Enterprise Content Division	\$1,620	Open Text Corporation (NasdaqGS:OTEX)	-	Open Text Corporation (NasdaqGS:OTEX) entered into a definitive agreement to acquire Enterprise Content Division from Dell EMC, EMC (Benelux) B.V. and EMC International Co. for \$1.6 billion on September 12, 2016.
09/07/2016	Hewlett Packard Enterprise Company, Software Business	\$8,730	Micro Focus International plc (LSE:MCRO)	13.3x	Micro Focus International plc (LSE:MCRO) entered into agreement and plan of merger to acquire software business of Hewlett Packard Enterprise Company (NYSE:HPE) in a reverse morris trust transaction for \$8.7 billion on September 7, 2016.
09/07/2016	Intel Security Inc.	\$3,100	TPG Capital, L.P.	-	TPG Capital, L.P. entered into a definitive agreement to acquire 51% stake in Intel Security Inc. from Intel Corporation (NasdaqGS:INTC) for \$3.1 billion on September 7, 2016.

Source: Capital IQ.

Selected Technology and Software Industry Transactions (cont.)

Selected Technology and Software Transactions

Date	Target / Issuer	Transaction Size (\$mm)	Buyers / Investors	EV / EBITDA	Transaction Comments
08/31/2016	Interactive Intelligence Group, Inc.	\$1,568	Genesys Telecommunications Laboratories, Inc.	-	Genesys Telecommunications Laboratories, Inc. entered into a definitive agreement to acquire Interactive Intelligence Group Inc. (NasdaqGS:ININ) from Don Brown and other shareholders for \$1.4 billion in cash on August 30, 2016.
08/26/2016	Rackspace Hosting, Inc.	\$4,949	Inception Parent, Inc.	7.5x	Inception Parent, Inc. entered into a definitive agreement to acquire Rackspace Hosting, Inc. (NYSE:RAX) for \$4.3 billion in cash on August 26, 2016.
08/08/2016	Jet.com, Inc.	\$3,300	Wal-Mart Stores, Inc. (NYSE:WMT)	-	Wal-Mart Stores Inc. (NYSE:WMT) entered into a definitive agreement to acquire Jet.com, Inc. from group of investors for \$3.3 billion on August 8, 2016.
07/28/2016	NetSuite Inc.	\$7,083	Oracle Corporation (NYSE:ORCL)	-	Oracle Corporation (NYSE:ORCL) entered into a definitive agreement to acquire NetSuite Inc. (NYSE:N) for approximately \$8.8 billion in cash on July 28, 2016. Oracle Corporation will acquire shares of NetSuite at the price of \$109 per share.
07/27/2016	Epiq Systems, Inc.	\$1,026	DTI	11.6x	Document Technologies, LLC entered into agreement to acquire Epiq Systems, Inc. (NasdaqGS:EPIQ) from St. Denis J. Villere & Co., LLC, P2 Capital Master Fund I, LP, P2 Capital Master Fund VI, LP, P2 Capital Master Fund IX, L.P.
07/26/2016	Citrix Systems, Inc., GoTo Family Of Products	\$1,785	LogMeIn, Inc. (NasdaqGS:LOGM)	-	LogMeIn, Inc. (NasdaqGS:LOGM) entered into an agreement to acquire GoTo family of products from Citrix Systems, Inc. (NasdaqGS:CTXS) for \$1.8 billion in stock on July 26, 2016.
07/25/2016	Yahoo! Inc., Operating Business	\$4,476	Verizon Communications Inc. (NYSE:VZ)	-	Verizon Communications Inc. (NYSE:VZ) entered into a definitive agreement to acquire operating business of Yahoo! Inc. (NasdaqGS:YHOO) for \$4.8 billion in cash on July 23, 2016.

Source: Capital IQ.

Selected Technology and Software Industry Transactions (cont.)

Selected Technology and Software Transactions

Date	Target / Issuer	Transaction Size (\$mm)	Buyers / Investors	EV / EBITDA	Transaction Comments
07/21/2016	Genesys Telecommunications Laboratories, Inc.	\$900	Hellman & Friedman LLC	-	Hellman & Friedman LLC acquired minority stake in Genesys Telecommunications Laboratories, Inc. for \$900 million on July 21, 2016.
07/11/2016	Clarivate Analytics	\$3,550	Onex Corporation (TSX:ONEX); Baring Private Equity Asia	-	Baring Private Equity Asia and Onex Partners IV LP of Onex Corporation (TSX:OCX) entered into a definitive agreement to acquire intellectual property & science business of Thomson Reuters Corporation (TSX:TRI) for \$3.6 billion in cash on July 11, 2016.
06/21/2016	Telogis, Inc.	\$900	Verizon Telematics, Inc.	-	Verizon Telematics, Inc. signed an agreement to acquire Telogis, Inc. from Kleiner Perkins Caufield & Byers, General Motors Ventures, LLC, Fontinalis Partners, LLC, and others on June 21, 2016.
06/13/2016	LinkedIn Corporation	\$29,310	Microsoft Corporation (NasdaqGS:MSFT)	98.3x	Microsoft Corporation (NasdaqGS:MSFT) entered into an agreement and plan of merger to acquire LinkedIn Corporation (NYSE:LKND) for \$27.9 billion on June 11, 2016.
06/12/2016	Blue Coat, Inc.	\$4,859	Symantec Corporation (NasdaqGS:SYMC)	-	Symantec Corporation (NasdaqGS:SYMC) entered into a definitive agreement to acquire Blue Coat, Inc. from Bain Capital, LP and Bain Capital Fund XI, L.P. managed by Bain Capital Private Equity for \$3.1 billion on June 12, 2016.
06/02/2016	Qlik Technologies, Inc.	\$2,985	Thoma Bravo, LLC	-	Thoma Bravo Fund XII, L.P., Thoma Bravo Fund XI, L.P. and Thoma Bravo Special Opportunities Fund II managed by Thoma Bravo, LLC entered into a definitive agreement to acquire Qlik Technologies, Inc.
06/01/2016	Demandware, Inc.	\$3,109	Salesforce.com, inc. (NYSE:CRM)	-	salesforce.com, inc. (NYSE:CRM) entered into a definitive agreement to acquire Demandware, Inc. (NYSE:DWRE) for \$2.9 billion on May 31, 2016.

Source: Capital IQ.

Selected Technology and Software Industry Transactions (cont.)

Selected Technology and Software Transactions

Date	Target / Issuer	Transaction Size (\$mm)	Buyers / Investors	EV / EBITDA	Transaction Comments
05/31/2016	Marketo, Inc.	\$1,795	Vista Equity Partners LLC	-	Vista Equity Partners Fund VI, L.P. managed by Vista Equity Partners entered into an agreement to acquire Marketo, Inc. (NasdaqGS:MKTO) from Fidelity Management & Research Company.
05/24/2016	Everett Spingo, Inc.	\$8,859	DXC Technology Company (NYSE:DXC)	5.1x	Computer Sciences Corporation (NYSE:CSC) agreed to acquire Enterprise Services business of Hewlett Packard Enterprise Company (NYSE:HPE) for \$8.5 billion on May 24, 2016.
05/23/2016	Mavenir Systems	\$792	Siris Capital Group, LLC; Cohesive Capital Management, L.P.	-	Siris Capital Group, LLC and Cohesive Capital Management, L.P. agreed to acquire Xura, Inc. (NasdaqGM:MESG) for approximately \$640 million in cash on May 23, 2016.
05/18/2016	inContact, Inc.	\$968	NICE Ltd. (TASE:NICE)	-	NICE Systems Ltd. (TASE:NICE) entered into a definitive agreement to acquire inContact, Inc. (NasdaqCM:SAAS) for approximately \$880 million on May 17, 2016.
04/29/2016	TiVo Solutions Inc.	\$1,755	TiVo Corporation (NasdaqGS:TIVO)	12.3x	Rovi Corporation (NasdaqGS:ROVI) entered into an agreement to acquire TiVo Inc. (NasdaqGS:TIVO) from a group of investors for \$1.5 billion in cash and stock on April 28, 2016. Rovi will acquire TiVo for \$10.70 per share in cash and stock.

Source: Capital IQ.

Peakstone Momentum

  M&A Advisor PEAKSTONE	 ITEMMASTER Every brand. Everywhere. Financial Advisor PEAKSTONE	  M&A Advisor PEAKSTONE	  M&A Advisor PEAKSTONE	 SOGID Capital M&A Advisor PEAKSTONE	  Financing Advisor PEAKSTONE	  M&A Advisor PEAKSTONE
  M&A Advisor PEAKSTONE	  M&A Advisor PEAKSTONE	  M&A Advisor PEAKSTONE	  Riverside M&A Advisor PEAKSTONE	  Financial Advisor PEAKSTONE	  M&A Advisor PEAKSTONE	   M&A Advisor PEAKSTONE
  M&A Advisor PEAKSTONE	  M&A Advisor PEAKSTONE	   M&A Advisor PEAKSTONE	   M&A Advisor PEAKSTONE	   M&A Advisor PEAKSTONE	  Financial Advisor PEAKSTONE	  Riverside M&A Advisor PEAKSTONE
  Financial Advisor PEAKSTONE	   M&A Advisor PEAKSTONE	    M&A Advisor PEAKSTONE	 saco foods inc. M&A Advisor PEAKSTONE	   M&A Advisor PEAKSTONE	  Financial Advisor PEAKSTONE	   M&A Advisor PEAKSTONE

Recent Financial and Technology Transactions

 <p>M&A Advisor PEAKSTONE</p>	<p>ITEMMASTER® Every brand. Everywhere.</p> <p>M&A Advisor PEAKSTONE</p>	 <p>M&A Advisor PEAKSTONE</p>	 <p>M&A Advisor PEAKSTONE</p>	 <p>M&A Advisor PEAKSTONE</p>
<p>Tech-Enabled Financial Services</p> <p>Pending</p> <p>M&A Advisor PEAKSTONE</p>	<p>Rosenberg & Associates</p>  <p>M&A Advisor PEAKSTONE</p>	<p>Niche Receivables Servicing</p> <p>Pending</p> <p>M&A Advisor PEAKSTONE</p>	 <p>M&A Advisor PEAKSTONE</p>	<p>Automotive Warranty Servicing</p> <p>Pending</p> <p>M&A Advisor PEAKSTONE</p>
 <p>M&A Advisor PEAKSTONE</p>	 <p>M&A Advisor PEAKSTONE</p>	 <p>M&A Advisor PEAKSTONE</p>	 <p>M&A Advisor PEAKSTONE</p>	 <p>M&A Advisor PEAKSTONE</p>

Contact Us

About Peakstone

Peakstone is an investment bank that specializes in mergers and acquisitions advisory and capital raising for middle market clients. Our team is comprised of senior investment banking professionals who have decades of experience and have executed hundreds of transactions totaling billions of dollars. For additional information, visit www.peakstone.com.

Contact

Alex Fridman

Managing Director

alex@peakstone.com

312-204-7300

Calvin Ye

Analyst

cye@peakstone.com

312-262-7734