

PEAKSTONE

www.peakstone.com













Pet
Industry Insight

September 2018

Pet M&A Update

Pet categories continue to see strong M&A activity

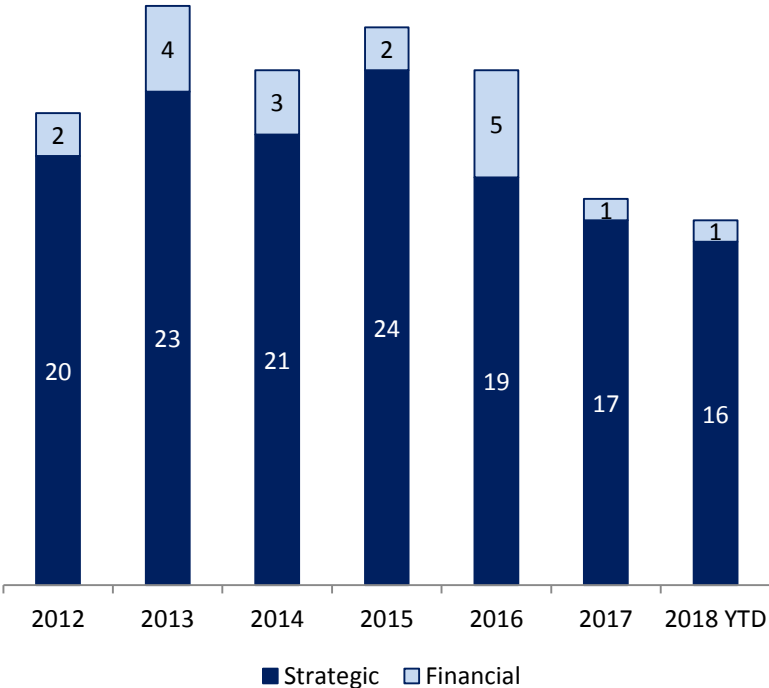
In 2018 YTD, strategic buyers accounted for 94% of the Pet M&A transactions with financial buyers making up the difference; during 2016, strategic buyers accounted for approximately 79% of the transactions

Select Recent Notable Publicly Announced M&A Transactions			
Status	Target	Transaction Size	Buyer
Closed		\$1.90 billion	
Announced		\$2.33 billion	
Closed		\$8.33 billion	
PEAKSTONE Closed		Undisclosed	 Riverside
PEAKSTONE Closed		Undisclosed	 Riverside

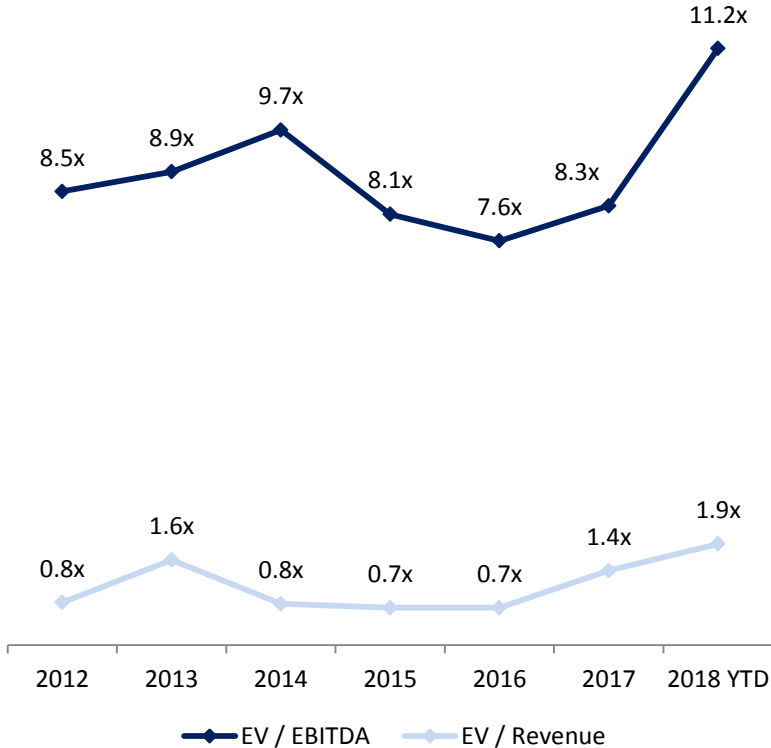
U.S. Pet Industry - M&A Market Overview

U.S. Pet transaction activity has been strong with favorable valuation metrics

U.S. Number of Transactions by Buyer Type



U.S. Pet Transaction Multiples

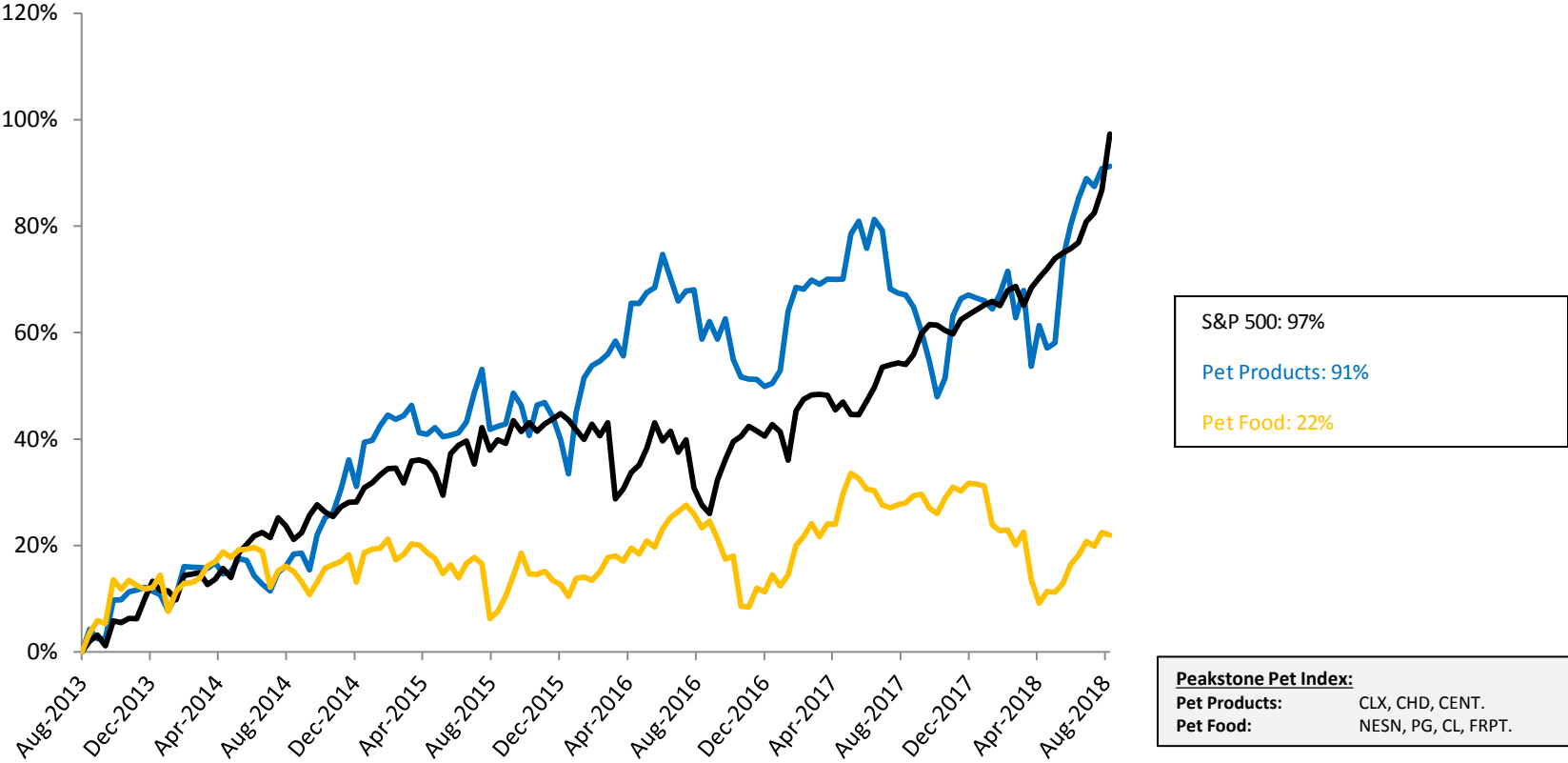


Source: Capital IQ, data as of 8/31/2018.

Peakstone Pet Index - Trading Statistics

Some Pet categories have performed well compared to the S&P 500

Relative Stock Performance

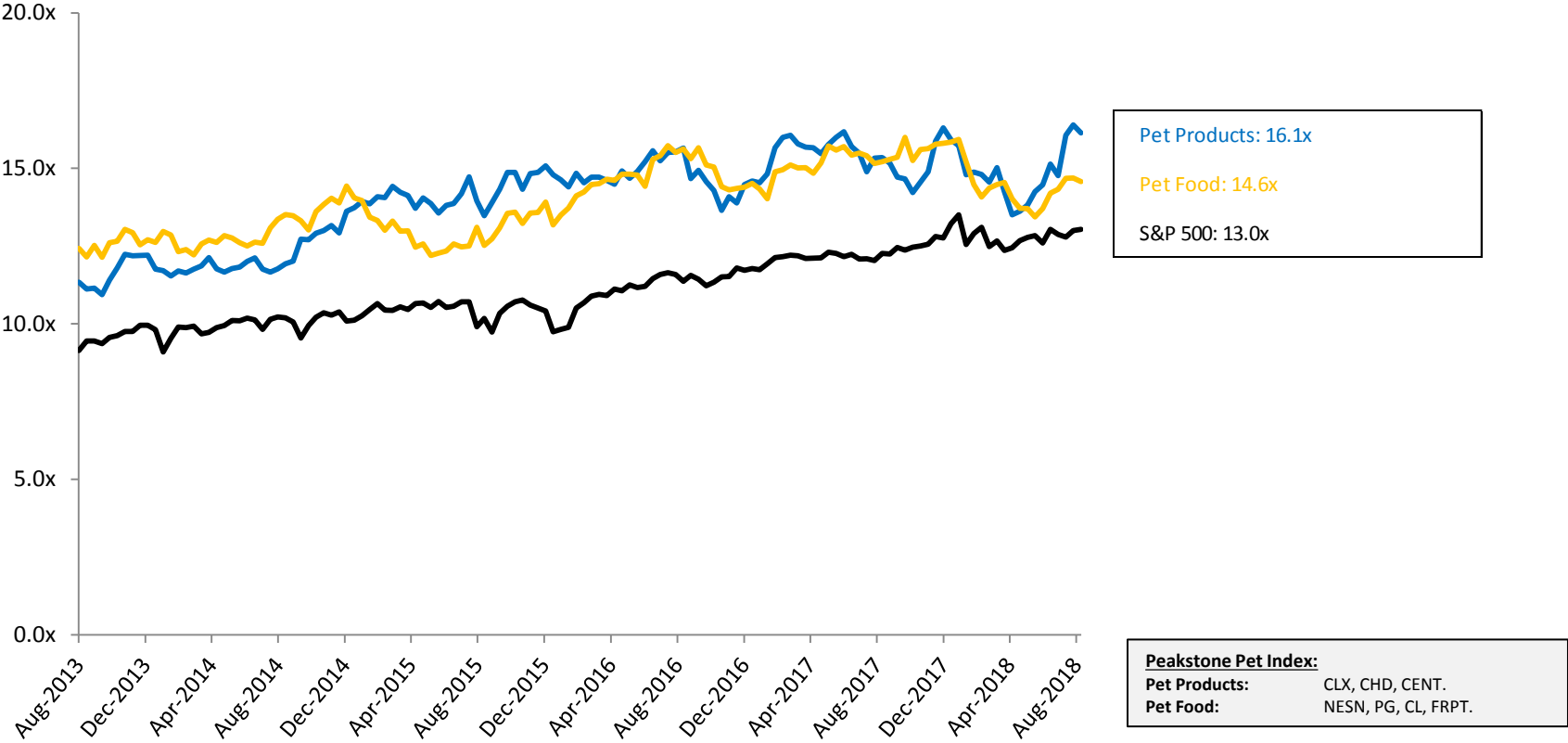


Source: Capital IQ, data as of 8/31/2018.

Peakstone Pet Index - Trading Statistics


Some Pet categories have performed well compared to the S&P 500

Comparable Valuation Trends – Enterprise Value / EBITDA



Source: Capital IQ, data as of 8/31/2018.

Peakstone Commitment to the Pet Industry



Petstages
outward hound
raise the wool
Riverside

M&A Advisor
PEAKSTONE



BIONIC
outward hound
raise the wool
Riverside

M&A Advisor
PEAKSTONE



INTEGRATIVE
PET CARE
Private Investor
Group

M&A Advisor
PEAKSTONE



WAFRA
PARTNERS
PHELPS INDUSTRIES, INC.

M&A Advisor
PEAKSTONE

Selected Public Trading Comparables

Selected Public Trading Comparables

(\$ in millions)

Company Name	Market Cap	Enterprise Value	Enterprise Value /			Forward P/E Ratio	Gross Margin %	EBITDA Margin %
			Revenue	EBITDA	EBIT			
Pet Products								
The Clorox Company	\$18,570	\$20,922	3.4x	16.1x	18.3x	22.5x	44%	21%
Church & Dwight Co., Inc.	\$13,885	\$16,009	4.0x	16.8x	19.6x	24.2x	45%	23%
Central Garden & Pet Company	\$2,124	\$2,613	1.2x	12.4x	15.8x	20.4x	31%	10%
Pet Products Median	\$13,885	\$16,009	3.4x	16.1x	18.3x	22.5x	44%	21%
Pet Food								
Nestlé S.A.	\$257,088	\$279,394	3.1x	14.9x	17.8x	20.0x	50%	20%
The Procter & Gamble Company	\$206,476	\$227,469	3.4x	12.9x	15.4x	18.9x	50%	26%
Colgate-Palmolive Company	\$57,627	\$63,928	4.1x	14.3x	16.1x	21.5x	60%	28%
Freshpet, Inc.	\$1,312	\$1,315	7.5x	150.7x	NM	242.8x	47%	5%
Pet Food Median	\$132,051	\$145,698	3.7x	14.6x	16.1x	20.7x	50%	23%
Pet Total Median	\$18,570	\$20,922	3.4x	14.9x	16.9x	21.5x	47%	21%

Source: Capital IQ, data as of 8/31/2018.

Selected Pet Industry Transactions

Selected Pet Transactions

Target / Issuer	Transaction Size (\$mm)	Buyers / Investors	EV / EBITDA	Transaction Comments
Ainsworth Pet Nutrition Parent, LLC	\$1,900	NU Pet Company	-	NU Pet Company entered into a definitive agreement to acquire Ainsworth Pet Nutrition, LLC from L Catterton and the Lang Family for \$1.9 billion on April 4, 2018. The purchase price will be paid in cash and funded with debt.
Spectrum Brands Holdings, Inc. (NYSE:SPB)	\$2,336	HRG Group, Inc. (NYSE:HRG)	11.2x	HRG Group, Inc. (NYSE:HRG) entered into a definitive agreement to acquire remaining 40.67% stake in Spectrum Brands Holdings, Inc. (NYSE:SPB) for approximately \$2.3 billion on February 24, 2018.
Blue Buffalo Pet Products, Inc.	\$8,326	General Mills, Inc. (NYSE:GIS)	25.6x	General Mills, Inc. (NYSE:GIS) entered into an agreement to acquire Blue Buffalo Pet Products, Inc.
Omega Protein Corporation (NYSE:OME)	\$510	Cooke Inc.	6.2x	Cooke Inc. signed a definitive agreement to acquire Omega Protein Corporation (NYSE:OME) for approximately \$500 million on October 5, 2017.
Crosswind Industries, Inc.	\$81	Archer-Daniels-Midland Company (NYSE:ADM)	-	Archer-Daniels-Midland Company (NYSE:ADM) signed an agreement to acquire Crosswind Industries, Inc. on January 10, 2017.
Grow Company, Inc.	\$37	Frutarom Industries Ltd. (TASE:FRUT)	-	Frutarom Industries Ltd. (TASE:FRUT) acquired Grow Company, Inc. for \$37.5 million on January 11, 2016.
National Consumer Outdoors Corporation	\$61	Central Garden & Pet Company (NasdaqGS:CENT)	-	Central Garden & Pet Company (NasdaqGS:CENT) entered into an asset purchase agreement to acquire Dallas Manufacturing Company, Inc. from Malibu Lighting Corporation for \$61 million on November 12, 2015.

Source: Capital IQ.

Peakstone Momentum

  M&A Advisor PEAKSTONE	  M&A Advisor PEAKSTONE	 Strategic Investor Financial Advisor PEAKSTONE	  M&A Advisor PEAKSTONE	  M&A Advisor PEAKSTONE	  M&A Advisor PEAKSTONE	  M&A Advisor PEAKSTONE	 M&A Advisor PEAKSTONE
   M&A Advisor PEAKSTONE	  M&A Advisor PEAKSTONE	  M&A Advisor PEAKSTONE	  M&A Advisor PEAKSTONE	 Financial Advisor PEAKSTONE	  Financial Advisor PEAKSTONE	  M&A Advisor PEAKSTONE	  M&A Advisor PEAKSTONE
  M&A Advisor PEAKSTONE	 M&A Advisor PEAKSTONE	  M&A Advisor PEAKSTONE	  M&A Advisor PEAKSTONE	  M&A Advisor PEAKSTONE	  M&A Advisor PEAKSTONE	  M&A Advisor PEAKSTONE	  M&A Advisor PEAKSTONE
 Financial Advisor PEAKSTONE	  M&A Advisor PEAKSTONE	  M&A Advisor PEAKSTONE	 M&A Advisor PEAKSTONE	  M&A Advisor PEAKSTONE	  M&A Advisor PEAKSTONE	 M&A Advisor PEAKSTONE	 M&A Advisor PEAKSTONE

Contact Us

About Peakstone

Peakstone is an investment bank that specializes in mergers and acquisitions advisory and capital raising for middle market clients. Our team is comprised of senior investment banking professionals who have decades of experience and have executed hundreds of transactions totaling billions of dollars. For additional information, visit www.peakstone.com.

Contact

Alex Fridman

Managing Director

alex@peakstone.com

312-204-7300

Patrick Cronister

Senior Analyst

pcronister@peakstone.com

312-346-7352